


# Context Clues

For  
Word  
Wisdom

## Christo and Jeanne-Claude: Environmental Artists

If you think art is something you see only in museums, you'll soon change your mind. Read this article about Christo and Jeanne-Claude, creators of art in the environment.



Christo and Jeanne-Claude, *Wrapped Trees*, Fondation Beyeler and Berower Park, Riehen, Switzerland, 1997-98.

Look quickly if you want to see the work of artists Christo and Jeanne-Claude. This married couple has created art together for more than forty years. Their sculptures aren't **permanent**. In fact, after years of planning, their works may last only a few weeks.

Christo and Jeanne-Claude use **fabric**, or cloth, as a form of art. The flat, **formless** fabric has no shape. It takes on the **dimensions**—the height, width, and length—of the object it wraps.

Some art is realistic and shows a person or an object that you can recognize. Some art is **abstract**. The art of Christo and Jeanne-Claude is environmental. Its beauty lies in how it fits into the world around it.

These artists use **synthetic** cloth, not natural fabric, to create amazing effects. Wrapped trees look like huge lollipops with

**irregular** edges, rather than smooth, even ones. Wrapped rocks along a coast **shimmer**, gently shining with sea spray.

One of their best known works is called *Running Fence*. They hung 24½ miles of white fabric on more than 2,000 steel poles across northern California. Miles of cloth **billowed** in the wind. In contrast to cloth that is not lit by any light source, the fluttering fabric was **luminous** as it reflected the sunlight. The project took almost four years to finish, but removal began two weeks after it was done.

Christo and Jeanne-Claude don't sell their projects. They sell drawings of their art and early works, instead. They pay for their projects with their own money. When a display is taken down, the art site is returned to its natural state and the materials are recycled.


## Context Clues Strategy

### Look for Words That Mean the Opposite


**EXAMPLE:** Lines that are *horizontal*, rather than lines that run top to bottom, have been shown to have a calming effect.

**CLUE:** The words *rather than* give a clue. Lines that run *top to bottom* are the opposite of *horizontal* lines. Horizontal lines go across, from one side to another.


Here is another strategy for using context clues to understand the meaning of the word *irregular* from the article on page 116.

 **Read** the sentence with the unknown word and some of the sentences around it.


.....  
*Wrapped trees look like huge lollipops with **irregular** edges, rather than smooth, even ones.*

 **Look** for context clues. What Words That Mean the Opposite can you find?


.....  
The words *rather than* are a clue. The words *smooth* and *even* are the opposite of *irregular*.

 **Think** about the context clues and other information you may already know.

.....  
A lollipop has smooth, even, rounded edges. A tree wrapped in cloth would have uneven edges.

 **Predict** a meaning for the word *irregular*.

.....  
The word *irregular* must mean "not smooth or even."

 **Check** the dictionary to be sure of the meaning.

.....  
The word *irregular* means "not evenly shaped or arranged; uneven."



# Unlock the Meanings

**Practice the Strategy** Here is one of the boldfaced words from the article on page 116. Use the context clues strategy on page 117 to figure out the meaning of the word.

**luminous**



**Read** the sentence that uses the word *luminous* and some of the sentences around it.



**Look** for context clues. What Words That Mean the Opposite can you find?

---

---

---



**Think** about the context clues. What other helpful information do you know?

---

---



**Predict** a meaning for the word *luminous*.

---

---



**Check** the Word Wisdom Dictionary to be sure of the meaning. Write the meaning here.

---

---

---

**Use Context Clues** The two words you have learned so far are checked off in the Word List. In the first column, write the other eight words from the Word List. Use context clues to predict a meaning for each word under “Your Prediction.” Then look up the meaning in the Word Wisdom Dictionary. Write the dictionary meaning under “Dictionary Says.”

Vocabulary Word	Your Prediction	Dictionary Says
1		
2		
3		
4		
5		
6		
7		
8		

WORD LIST
permanent
fabric
formless
dimension
abstract
synthetic
<input checked="" type="checkbox"/> irregular
shimmer
billow
<input checked="" type="checkbox"/> luminous



# Process the Meanings

## WORD LIST

permanent

fabric

formless

dimension

abstract

synthetic

irregular

shimmer

billow

luminous

**Solve the Riddles** Write a word from the Word List to solve each riddle.

**1** I am a measure of length, height, or width. What am I?

\_\_\_\_\_

**2** I am a piece of art, but you can't tell exactly what I stand for. What am I?

\_\_\_\_\_

**3** I am designed to last long into the future. What am I?

\_\_\_\_\_

**4** I am used to make your clothing, and I start with the letter *f*. What am I?

\_\_\_\_\_

**5** You won't find me in nature because I am made by human beings. I start with the letter *s*. What am I?

\_\_\_\_\_

**Match the Descriptions** Write the word from the Word List that matches each description. Do not repeat any words that you used in the exercise above.

Two words that can describe shape are **6** \_\_\_\_\_

and **7** \_\_\_\_\_.

Two words that have something to do with the word *light* are

**8** \_\_\_\_\_ and **9** \_\_\_\_\_.

A word that can describe how something moves is

**10** \_\_\_\_\_.



## Apply What You've Learned

**Demonstrate Word Knowledge** Follow the directions or answer the questions.

**1** List two things that could shimmer. \_\_\_\_\_

**2** List two things that might billow. \_\_\_\_\_

**3** List two kinds of cloth or material that are synthetic.  
\_\_\_\_\_

**4** List two things that have three dimensions.  
\_\_\_\_\_

**5** List two things that are permanent. \_\_\_\_\_

**6** List two things that may be abstract. \_\_\_\_\_  
\_\_\_\_\_

**7** Name two things made of fabric. \_\_\_\_\_  
\_\_\_\_\_

**8** Name something that is formless. \_\_\_\_\_

**9** Write two words that are the opposite of luminous.  
\_\_\_\_\_

**10** Name two things that can be irregular. \_\_\_\_\_  
\_\_\_\_\_



**Write It!** What is the most interesting or unusual piece of art you have ever seen? Describe it, using as many words from the Part 1 Word List as you can.

# Latin Roots

for  
Word  
Wisdom

Keep Earth Beautiful:

## Recycling Around the World

Young people throughout the United States are worried about the environment. They are not alone. School children around the world are doing their part to protect Earth. The whole world looks better without trash lying around.

**G**hana is in Africa. Students there helped clean up their school grounds. They picked up trash and sorted it. They made sure the plastic, metal, and paper trash were placed in the **correct** bins so they could be recycled. The students placed trash cans around the school as a **direct** way to prevent littering. They also drew posters to **illustrate** the need to recycle.

Prince Edward Island is in Canada. Students there also collected and recycled trash. They **erected** a bulletin board for messages about caring for Earth. To spread this message, they chose the **format** of classroom visits. Pairs of students went to each class to explain how to recycle. The students also planted flower beds. The **formation** of the beds discourages students from walking across the lawns.

Nova Scotia is another area in Canada. One school there had a **rectangular** strip of unused land that was divided into **uniform** sections. Each section was given to a class. The classes grew plants native to the area and other plants that attract birds. Some gardens also included edible plants.


São Paulo is in Brazil. A river passes in front of a school there. Students studied an area of land along this river. They learned about its soil. Then they helped choose native trees that would grow there. The students wanted the trees to grow straight and healthy, not **deformed** or sick. They attended workshops to learn how to care for the trees. Then they helped plant 800 new trees.


Hungary is in Europe. Students there learned that lime trees once grew in their village, but they all died. The young people started a replanting project. In the end, they helped plant 419 trees and bushes. Lime trees now grow in their village again.

Young people around the world are working to protect Earth. When they talk about their projects, enthusiasm **illuminates** their faces. They want a cleaner and healthier world. They are willing to work to make it that way.

**Practice the Context Clues Strategy** Here is one of the boldfaced words from the essay on page 122. Use the context clues strategy you learned in Part 1 on page 117 to figure out the meaning of this word.

**deformed**


 **Read** the sentence that uses the word *deformed* and some of the sentences around it.

 **Look** for context clues to the word's meaning. What Words That Mean the Opposite can you find?

---

---


---

 **Think** about the context clues. What other helpful information do you know?

---

---


---

 **Predict** a meaning for the word *deformed*.

---

---

---

 **Check** your Word Wisdom Dictionary to be sure of the meaning of the word *deformed*. Write the definition here.

---

---

---



# 🔑 Unlock the Meanings

Many words you use have Latin roots. Knowing the meanings of different roots can help you figure out the meaning of new words. Some words you learned in Part 1 have a Latin root. Each root relates to appearance.

Latin Root: **form**  
 meaning: a shape  
 English word: *formless*  
 meaning: without shape

Latin Root: **luc, lus, lum**  
 meaning: light, clear  
 English word: *luminous*  
 meaning: shining; full of light

Latin Root: **rect, reg**  
 meaning: to rule, straight  
 English word: *irregular*  
 meaning: without a regular shape

## WORD LIST

correct

direct

illustrate

erect

format

formation

rectangular

uniform

deformed

illuminate

**Sort by Roots** Find these roots in the Word List. Write each word on a line under the correct root. Then think of other words you know that come from the same Latin roots. Write each word under the correct root.

Latin Root:  
**form**

Latin Root:  
**luc, lus, lum**

Latin Root:  
**rect, reg**
















## Appearance

**Prefix**  
ir-

**Meaning**  
not

**Example**

ir- (not) + reg (straight) + -ular (adj.) = **irregular**

**Use Roots and Prefixes** Circle the root and any prefix you find in the boldfaced words below. Use context clues, roots, and prefixes to write the meaning of the word. Check your definitions in the dictionary.

**1** Please hold the flashlight to **illuminate** the dark closet.

\_\_\_\_\_

**2** I want to **correct** some mistakes I made in this crossword puzzle.

\_\_\_\_\_

**3** Who **illustrated** that book? The drawings are very beautiful.

\_\_\_\_\_

**4** Most picture frames are **rectangular**, with the usual four right angles.

\_\_\_\_\_

**5** What **format** will you use for the newsletter, two columns or three?

\_\_\_\_\_

**6** All the tiles on the floor are **uniform**. None are different.

\_\_\_\_\_

**7** The rock **formation** on that hillside looks like a person.

\_\_\_\_\_

**8** Please tell me the most **direct** route to the museum.

\_\_\_\_\_

**9** The town will **erect** a statue in front of the town hall.

\_\_\_\_\_

**10** Jill's favorite doll has a **deformed** leg, but Jill doesn't mind.

\_\_\_\_\_



# Process the Meanings

## WORD LIST

correct

direct

illustrate

erect

format

formation

rectangular

uniform

deformed

illuminate

**Match the Definitions** Write the vocabulary word that matches each definition.

### Definition

**1** to shine light on \_\_\_\_\_

**2** to fix \_\_\_\_\_

**3** a pattern \_\_\_\_\_

**4** not winding around \_\_\_\_\_

**5** to draw \_\_\_\_\_

**6** to build \_\_\_\_\_

### Vocabulary Word

format

correct

illuminate

erect

illustrate

direct

**Complete the Story** Write the word from the Word List that best completes each sentence in the story. Do not repeat any of the words from the exercise above.

The artist scooped a handful of formless clay from a barrel. She had in mind the complete **7** \_\_\_\_\_ of the scene she would create. First, she rolled a few balls of clay that were all **8** \_\_\_\_\_ in size. Then she carefully shaped four-sided pieces, making **9** \_\_\_\_\_ bricks. After she finished her work, she joined the bricks to the other shapes.

After the artist left the room, her cat sat on the sculpture. The work was **10** \_\_\_\_\_! When she saw it, the artist sighed and tossed the clay back into the barrel. She would try again tomorrow.



## Apply What You've Learned

**Complete the Analogies** Choose the word in parentheses that best completes each analogy. Write the word on the line.

**1** Umbrella is to shade as candle is to \_\_\_\_\_  
(illustrate, illuminate)

**2** Destroy is to tear down as build is to \_\_\_\_\_  
(erect, deformed)

**3** Winding is to roundabout as straight is to \_\_\_\_\_  
(correct, direct)

**4** Town is to map as book is to \_\_\_\_\_  
(format, illuminate)

**5** Dirt is to wash as mistake is to \_\_\_\_\_  
(correct, erect)

**6** Writing is to print as drawing is to \_\_\_\_\_  
(illustrate, format)

**7** Hot is to cold as perfect is to \_\_\_\_\_  
(direct, deformed)

**Demonstrate Word Knowledge** Follow the directions.

**8** Give three examples of things that are **rectangular**.

\_\_\_\_\_

**9** List three things that could be in **formation**.

\_\_\_\_\_

**10** Give three examples of things that are **uniform**.

\_\_\_\_\_



**Speak It!** Tell a partner about an art project you once created or something you once built. Use as many words as you can from the Part 2 Word List.

# Reference Skills

For  
Word  
Wisdom

The Look of Fall:

## Falling Colors

Do the trees change color every fall where you live? Have you admired the yellow, red, orange, and purple leaves that grace the trees when the weather turns cooler? Do you know why those leaves are no longer green?

The color change of fall leaves is triggered by shorter days and cooler temperatures. But the bright colors that appear in the leaves are not a **discoloration**. Those colors were there all along. They were covered up by a green pigment called chlorophyll. This pigment helps plants make their food. However, chlorophyll is **fragile**. It breaks down easily. The leaves must keep producing more of it. This process requires sunlight and warmth.

When autumn arrives, the leaves can no longer produce as much chlorophyll. However, the leaves still have other pigments. Xanthophyll is a yellow pigment. It is more **sturdy** than chlorophyll. It does not break down as easily. Leaves with little chlorophyll and lots of xanthophyll are a **vivid** yellow.

Another pigment, called anthocyanin, causes the red and purple

in leaves. This pigment also makes apples red and grapes purple. Some kinds of trees, such as red oaks and red maples, produce a large amount of this pigment. They are very **decorative** in the fall, turning bright red and purple.


Some leaves have a pigment called carotene. In the fall, it makes the leaves turn orange. Carotene, along with xanthophyll, also makes carrots orange.


Leaf color is greatly affected by the weather. Low temperatures increase the anthocyanin in leaves, so maples turn bright red. Still, an early frost can cause a paler red. The best **clarity** of color results when dry, sunny days are followed by cool, dry nights. Too much rain or hot weather can cause the leaves to turn a **murky** color. Some leaves, such as those on oak trees, turn a **drab** brown every year. In fact, oak leaves do not drop in the fall. They can provide a **dense** cover for birds until new leaves start to grow in the spring.

As you travel through the country, the bright colors of fall seem to be random, not **geometric**. However, each color change has a specific cause. The changing colors are one more amazing part of Mother Nature's plan.

**Practice the Context Clues Strategy** Here is one of the boldfaced words from the essay on page 128. Use the context clues strategy you learned in Part 1 on page 117 to figure out the meaning of this word.

**geometric**


 **Read** the sentence that uses the word *geometric* and some of the sentences around it.

 **Look** for context clues to the word's meaning. What Words That Mean the Opposite can you find?

---

---


---

 **Think** about the context clues. What other helpful information do you know?

---

---


---

 **Predict** a meaning for the word *geometric*.

---

---

---

 **Check** your Word Wisdom Dictionary to be sure of the meaning of the word *geometric*. Write the definition here.

---

---

---



## Unlock the Meanings

**Pronunciation and Phonetic Respellings** Every dictionary entry includes a phonetic respelling. The phonetic respelling tells you how to pronounce the word correctly.

The phonetic respelling also shows which syllable to stress (say with the most force). In words with several syllables, more than one syllable may be stressed.

Some dictionaries show the syllable with the primary stress (the most emphasis) in boldface with a boldfaced stress mark. The syllable with the next amount of stress is shown with a stress mark that is not boldfaced.

If a word has two correct pronunciations, both pronunciations will be shown. The first respelling shows the preferred way to pronounce the word.

**Answer the Questions** Use your Word Wisdom Dictionary to answer these questions.

**1** Which two words in the Word List have more than one correct pronunciation?

---

**2** Does the preferred pronunciation of the word *fragile* have any stress on the second syllable?

---

**3** Which syllable has the most stress in the word *discoloration*?

---

**4** Which syllable has secondary stress (some stress) in the word *discoloration*?

---

**5** Which letter is silent in *decorative*?

---



**Find  
the  
Meaning**

1. Use context clues.
2. Look for a familiar root, prefix, or suffix.
3. If the context or a word part doesn't help, check the dictionary.

**Define the Words** Follow the steps above to write the meaning of each boldfaced word. Write 1, 2, or 3 to show which steps you used.

**1** Army uniforms are made in **drab** colors so they aren't easily seen.

\_\_\_\_\_

**2** The ancient Incas drew huge **geometric** designs on the earth.

\_\_\_\_\_

**3** Be sure to wear **sturdy** shoes when you go hiking in the desert.

\_\_\_\_\_

**4** Mr. George explains his ideas with **clarity**, so we understand.

\_\_\_\_\_

**5** The pond was **murky**, making it hard to see the bottom.

\_\_\_\_\_

**6** I have a **vivid** memory of my first time in an airplane.

\_\_\_\_\_

**7** The **discoloration** on my jeans is from bleach.

\_\_\_\_\_

**8** The pictures of fish made the shower curtain **decorative**.

\_\_\_\_\_

**9** The fog was so **dense** that we did not see the bus arrive.

\_\_\_\_\_

**10** Butterflies seem so **fragile**, but they fly hundreds of miles.

\_\_\_\_\_

**WORD LIST**

discoloration

fragile

sturdy

vivid

decorative

clarity

murky

drab

dense

geometric





# Process the Meanings

## WORD LIST

discoloration

fragile

sturdy

vivid

decorative

clarity

murky

drab

dense

geometric

**Choose the Antonyms** Write the word from the Word List that means the opposite of the underlined word or words and fits the context of the sentence.

1 That glass vase is very strong. \_\_\_\_\_

2 Aren't the colors in that painting dull? \_\_\_\_\_

3 This city is not crowded with people. \_\_\_\_\_

4 The river was clear after the storm. \_\_\_\_\_

5 I dress in bright colors when I feel sad. \_\_\_\_\_

**Rewrite the Sentences** Rewrite each sentence, using the word in parentheses.

6 We put up wallpaper that was very colorful. (decorative)

\_\_\_\_\_

7 I stood on a strong ladder to reach the ceiling. (sturdy)

\_\_\_\_\_

8 The paper had a pattern of lines and shapes. (geometric)

\_\_\_\_\_

9 One roll of wallpaper had some places where the color did not match the rest. (discoloration)

\_\_\_\_\_

\_\_\_\_\_

10 The design on that roll did not have the same clear lines and colors as on the other rolls. (clarity)

\_\_\_\_\_

\_\_\_\_\_



## Apply What You've Learned

**Relate the Meanings** Answer the questions or follow the directions.

**1** Would a house with glass walls be **sturdy**? Explain.

---

**2** Describe a time that you were out in **murky** weather.

---

**3** Do you like to wear **drab** clothing?

---

**4** What could cause **discoloration** of your clothing?

---

**5** What could you do to make your classroom more **decorative**?

---

**6** Describe something that has a **geometric** design.

---

**7** Describe something in your classroom that is **fragile**.

---

**8** Describe a **vivid** dream you once had.

---

**9** How could you explain something with great **clarity**?

---

**10** Describe a setting or a location that you know is **dense**.

---



**Write It!** If you could decorate a room, how would you do it?  
Use several Part 3 vocabulary words.



**Identify the Synonyms and Antonyms** Read each pair of words. Write **S** if the words are synonyms. Write **A** if the words are antonyms.

- \_\_\_\_\_ **1** dense                      murky
- \_\_\_\_\_ **2** rectangular              geometric
- \_\_\_\_\_ **3** sturdy                        fragile
- \_\_\_\_\_ **4** vivid                            drab
- \_\_\_\_\_ **5** formless                      irregular

**Demonstrate Word Knowledge** Answer the questions or follow the directions.

- 6** Give the **dimensions** of something on your desk or in the room.

\_\_\_\_\_

- 7** Describe what might cause **discoloration** of fabric.

\_\_\_\_\_

\_\_\_\_\_

- 8** How could you **illuminate** a place that is dense with fog so that you could see with more **clarity**?

\_\_\_\_\_

\_\_\_\_\_

- 9** Describe the **format** of this page in your book.

\_\_\_\_\_

\_\_\_\_\_

- 10** Look around you. Describe something **decorative**.

\_\_\_\_\_



## TEST-TAKING STRATEGY

Some tests are scored by a machine. Be sure to fill in your answers in the correct way. You don't want to lose points because you didn't fill in an answer bubble completely or because you filled in two bubbles by mistake. If you fill in two answers—even if one is right—the machine will score it as incorrect. If you erase, be sure to erase completely.

### Sample:

It is dark outside this afternoon. The clouds are **murky**. It will probably rain soon.

The word **murky** means \_\_\_\_\_.

- gloomy
- sunny
- bright
- blue

## Taking Vocabulary Tests

**Practice Test** Read the paragraph. Then fill in the answer bubble for each statement.

**1** Gail measured the **fabric** for her costume carefully before cutting it. **2** She didn't want to have to correct any mistakes. **3** The light cloth would **billow** around her when she moved. **4** She would add sparkling beads for a **decorative** touch. **5** With clouds, twinkling stars, and a silvery moon, her costume would certainly not look **drab**.

**1** The word **fabric** means \_\_\_\_\_.

- fashion       color
- cloth           design

**2** The word **correct** means \_\_\_\_\_.

- fill               fix
- save              add

**3** The word **billow** means \_\_\_\_\_.

- sit                 dream
- sleep             flutter

**4** The word **decorative** means \_\_\_\_\_.


- funny           sticky
- unusual         fancy

**5** The word **drab** means \_\_\_\_\_.

- dull               bright
- green             simple



**Do a Multiple-Meaning Crossword Puzzle** Each clue below gives two meanings for a vocabulary word. Read the clues. Then write the vocabulary word in the correct space.



### DOWN

- 1** to fix; right
- 3** to light up; to make clear
- 5** a design or plan; to make a plan

### ACROSS

- 2** to lead; straight
- 4** uneven; not usual
- 6** standing straight; to put up
- 7** work clothing; all alike
- 8** arrangement; act of making something



**Speak It!** Choose four or five vocabulary words from this unit to describe something that you can see right now.